TEHRAN

Supply of Necessary equapment Oil , Gas
Petrochemical , industry , power pelant

SUNGKWANG BEND CO., LTD.
Butt weld fittings

TOYO

TA CHEN
STAINLESS

BENKAN
Butt weld fittings upto 36"

WELLFLEX

KINSTON

ULMA

npc
SAW pipes

Standard Tables

Introduction 3

Flanges Class 150 4
(Blind , Lapped , Slip on , Socket welding , Threaded , Welding Neck)

Flanges Class 300 5
(Blind , Lapped , Slip on , Socket welding , Threaded , Welding Neck)

90 Lonng Radius Elboes , Caps , Straight Tees 6

2000 lb , 3000 lb , 6000 lb Threaded Fittings 7

Pipes 8

Round , L 9

Plate , IPB / IPE , UNP 10

Box 11

گروه آهن تهران

یکی از معتبر ترین مجموعه های صنعتی در کشور با بیش از ۴۰ سال فعالیت خود در صنعت با لطف و رحمت الهی با برخورداری از رشدی سریع در ۲ دهه اخیر و وارد شدن به طیف گسترده ای از فعالیت های صنعتی به ویژه صنایع نفت ، گاز ، پتروشیمی و نیروگاهی با در اختیار داشتن کادری مجرب و با بهره گیری از پیشرفته ترین تکنولوژی و دانش روز ، خود را ملزوم به کسب بیش از پیش رضایت مشتریان خود نموده است .

و هم اکنون آماده همکاری و ارائه خدمات به شما بزرگواران فعال در عرصه صنعت در سرتاسر میهن اسلامی می باشد .

Production

Butt weld Fitting:
Elbow , Tee , Cap , Reducer

Threaded Fittings:
Elbow , Tee , Cap , Coupling , Reducer , Cross , Nipples , Unions

Flanges:
Weld Neck Flanges ,Slip on Flanges , Blind Flanges
Lap Joint Flanges , Socket Welding Flanges

Valves:
Gate Valves , Globe Valves , Ball Valves , Safety Valves
Plag valves , Piston Valves , Needle Valves , Butter fly Valves
Check Valves , Diaphragm valves

Pipes:
Seam less Pipe , ERW

Plate:
Plate , UNP , IPE , IPB , L , Z , Round

B1: to be specified by purchaser D3: inside diameter of pipe for STD wall pipe sch 40
T: thread length

size		O	C mini	R	K	Drilling			B mini	X	Y	Slip on Weight	Welding neck A
DN	NPS	mm	mm	mm	mm	Number	G mm	d mm	mm	mm	mm	Kg	mm
15	1/2	89	11.2	34.9	-	4	60.3	15.8	22.4	30	16	0.8	21.3
20	3/4	99	12.7	42.9	-	4	69.8	15.8	27.7	38	16	0.9	26.7
25	1	108	14.3	50.8	63.5	4	79.4	15.8	34.5	49	17	1.0	33.4
32	1 1/4	117	15.7	63.5	73.2	4	88.9	15.8	43.2	59	21	1.3	42.2
40	1 1/2	127	17.5	73.0	82.5	4	98.4	15.8	49.5	65	22	1.5	48.3
50	2	152	19.1	92.1	101.6	4	120.6	19.0	62.0	78	25	2.3	60.3
65	2 1/2	178	22.3	104.8	120.7	4	139.7	19.0	74.7	90	29	3.7	73.0
80	3	190	23.9	127.0	133.4	4	152.4	19.0	90.7	108	30	4.2	88.9
-	3 1/2	216	23.9	139.7	154.0	8	177.8	19.0	103.4	122	32	5.3	101.6
100	4	229	23.9	157.2	171.5	8	190.5	19.0	116.1	135	33	5.9	114.3
125	5	254	23.9	185.7	193.5	8	215.9	22.2	143.8	164	37	7.0	141.3
150	6	279	25.4	215.9	219.0	8	241.3	22.2	170.7	192	40	8.5	168.3
200	8	343	28.5	269.9	273.0	8	298.4	22.2	221.5	246	44	13.5	219.1
250	10	406	30.2	323.8	330.2	12	362.0	25.4	276.4	305	49	19.5	273.0
300	12	483	31.8	381.0	406.4	12	431.8	25.4	327.2	365	56	29.0	323.9
350	14	533	35.0	412.8	425.5	12	476.2	28.5	359.2	400	57	39.0	355.6
400	16	597	36.6	469.9	482.6	16	539.8	28.5	410.5	457	63	47.0	406.4
450	18	635	39.7	533.4	546.1	16	577.8	31.8	461.8	505	68	54.0	457.0
500	20	698	42.9	584.2	596.9	20	635.0	31.8	513.1	559	73	70.0	508.0
600	24	813	47.7	692.2	711.2	20	749.3	35.0	616.0	664	83	95.0	610.0

Welding neck		Lapped				Threaded		Blind	Socket welding			Size	
Y_1	Weight	B_2 mini	Y_2	r	Weight	T mini	Weight	Weight	B_3	D	Weight		
mm	Kg	mm	mm	mm	Kg	mm	Kg	Kg	mm	mm	Kg	NPS	DN
48	0.6	22.9	16	3	0.8	16	0.8	1.2	15.8	10	0.8	1/2	15
52	0.8	28.2	16	3	0.9	16	0.9	1.3	20.8	11	0.9	3/4	20
56	1.1	35.0	17	3	1.0	18	1.0	1.4	26.7	13	1.0	1	25
57	1.4	43.7	21	5	1.3	21	1.3	1.8	35.0	14	1.3	1 1/4	32
62	1.8	50.0	22	6	1.5	22	1.5	2.2	40.9	16	1.4	1 1/2	40
63	2.7	62.5	25	8	2.3	25	2.3	2.8	52.6	17	2.3	2	50
70	4.0	75.4	29	8	3.7	29	3.7	4.7	62.7	19	3.0	2 1/2	65
70	4.5	91.4	30	10	4.2	30	4.2	5.5	78.0	21	3.5	3	80
71	6.2	104.1	32	11	5.3	32	5.3	6.8	-	-	-	3 1/2	-
76	7.0	116.8	33	11	5.9	33	5.9	8.0	-	-	-	4	100
89	8.6	144.5	37	11	7.0	37	7.0	9.0	-	-	-	5	125
89	10.8	171.4	40	13	8.5	40	8.5	12.0	-	-	-	6	150
102	18.0	222.2	44	13	13.5	44	13.5	20.0	-	-	-	8	200
102	24.0	277.4	49	13	19.5	49	19.5	32.0	-	-	-	10	250
114	37.0	328.2	56	13	29.0	56	29.0	40.0	-	-	-	12	300
127	47.0	360.2	79	13	45.0	57	39.0	59.0	-	-	-	14	350
127	58.0	411.2	87	13	58.0	64	47.0	77.0	-	-	-	16	400
140	64.0	462.3	97	13	66.0	68	54.0	95.0	-	-	-	18	450
144	77.0	514.4	103	13	84.0	73	70.0	123.0	-	-	-	20	500
152	118.0	616.0	111	13	118.0	83	95.0	186.0	-	-	-	24	600

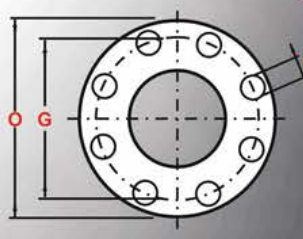

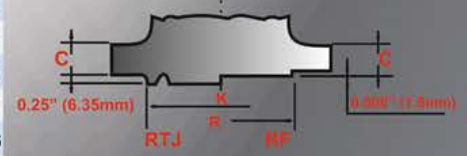

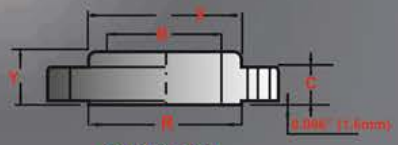

SLIP ON

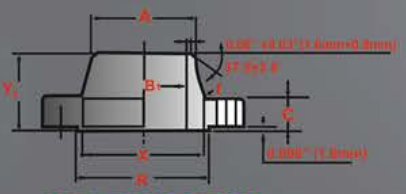

WELDING NECK

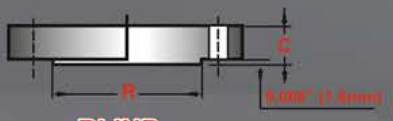

BLIND

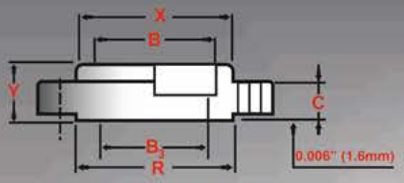

SOCKET WELDING

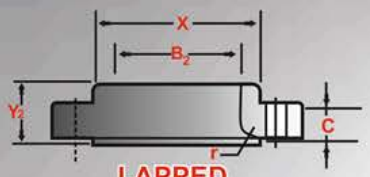

LAPPED

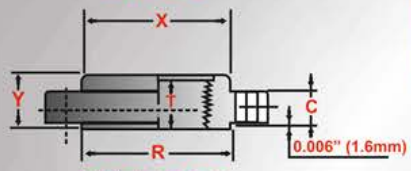

THREADED

ASME B 16.5
Class 150 Flanges - NPS 1 / 2 to 24

Supply of Necessary equapment Oil , Gas , Petrochemical , industry , power pelant

ASME B 16.5
Class 300 Flanges - NPS 1 / 2 to 24

T: thread length
B1: to be specified by purchaser
B3: inside diameter of pipe for STD wall pipe idem sch 40

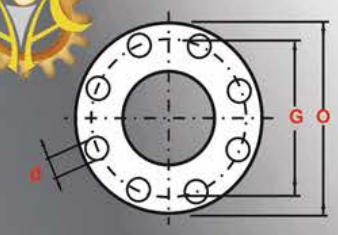

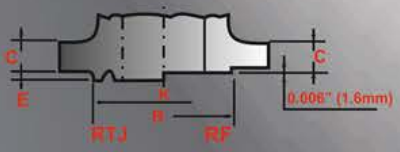

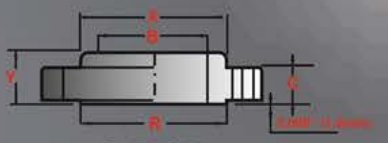

SLIP ON

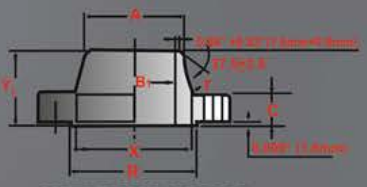

WELDING NECK

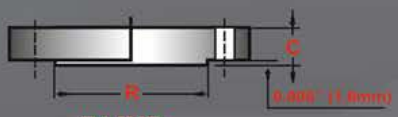

BLIND

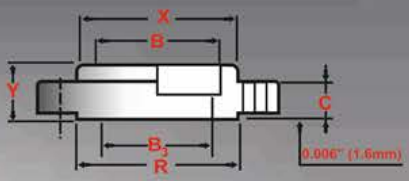

SOCKET WELDING

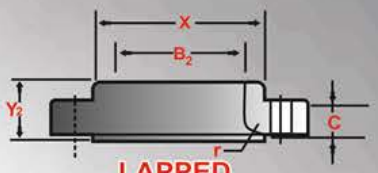

LAPPED

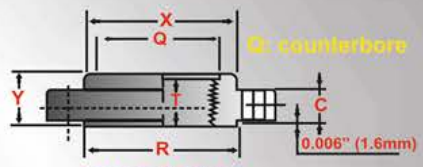

THREADED

Welding neck			Lapped				Threaded		Blind	Socket welding		
A	Y1	Weight	B2 mini	Y2	r	Weight	T mini	Weight	Weight	B3	D	Weight
mm	mm	Kg	mm	mm	mm	Kg	mm	Kg	Kg	mm	mm	Kg
21.3	52	1.5	22.9	22	3	1.2	16	1.2	1.5	15.8	10	1.2
26.7	57	1.8	28.2	25	3	1.3	16	1.3	1.6	20.8	11	1.3
33.5	62	2.0	35.0	27	3	1.4	18	1.4	2.0	26.7	13	1.4
42.2	65	2.5	43.7	27	5	1.8	21	1.9	2.5	35.0	14	1.8
48.3	68	3.5	50.0	30	6	2.5	22	2.8	3.0	40.9	16	2.5
60.3	70	4.0	62.5	33	8	3.0	29	3.3	3.5	52.6	17	3.0
73.0	76	5.0	75.4	38	8	4.5	32	4.6	5.5	62.7	19	4.5
88.9	79	7.0	91.4	43	10	6.0	32	6.3	7.0	78.0	21	6.0
101.6	81	9.2	104.1	44	10	7.5	37	7.8	9.0	-	-	-
114.3	86	11.0	116.8	48	11	10.1	37	10.2	12.0	-	-	-
141.3	98	14.0	144.5	51	11	12.5	43	12.9	15.8	-	-	-
168.3	98	19.0	171.4	52	13	17.5	46	18.0	23.0	-	-	-
219.1	111	30.0	222.2	62	13	26.0	51	26.0	37.0	-	-	-
273.0	117	41.0	277.4	95	13	41.0	56	38.0	58.0	-	-	-
323.9	130	62.0	328.2	102	13	63.0	61	52.0	83.0	-	-	-
355.6	143	84.0	360.2	111	13	86.0	64	74.0	107.0	-	-	-
406.4	146	111.0	411.2	121	13	109.0	68	100.0	139.0	-	-	-
457.0	159	138.0	462.3	130	13	138.0	70	127.0	177.0	-	-	-
508.0	162	171.0	514.4	140	13	170.0	73	147.0	223.0	-	-	-
610.0	168	247.0	616.0	152	13	241.0	83	213.0	342.0	-	-	-

Size		O	C	R	K	E	Drilling			B mini	X	Y	Slip on Weight
DN	NPS						Number	G	d				
		mm	mm	mm	mm	mm		mm	mm	mm	mm	mm	kg
15	1/2	95	14.2	34.9	50.8	5.56	4	66.7	15.8	22.4	38	22	1.2
20	3/4	117	15.7	42.9	63.5	6.35	4	82.6	19.0	27.7	48	25	1.3
25	1	124	17.5	50.8	69.9	6.35	4	88.9	19.0	34.5	54	27	1.4
32	1 1/4	133	19.0	63.5	79.2	6.35	4	98.4	19.0	43.2	63	27	1.8
40	1 1/2	156	20.6	73.0	90.4	6.35	4	114.3	22.2	49.5	70	30	2.5
50	2	165	22.4	92.1	108.0	7.92	8	127.0	19.0	62.0	84	33	3.0
65	2 1/2	190	25.4	104.8	127.0	7.92	8	149.2	22.2	74.7	100	38	4.5
80	3	210	28.4	127.0	146.1	7.92	8	168.3	22.2	90.7	117	43	6.0
-	3 1/2	229	30.2	139.7	158.8	7.92	8	184.1	22.2	103.4	133	44	7.5
100	4	254	31.8	157.2	174.8	7.92	8	200.0	22.2	116.1	146	48	10.1
125	5	279	35.0	185.7	209.6	7.92	8	235.0	22.2	143.8	178	51	12.5
150	6	318	36.6	215.9	241.3	7.92	12	269.9	22.2	170.7	206	52	17.5
200	8	381	41.1	269.9	301.8	7.92	12	330.2	25.4	221.5	260	62	26.0
250	10	444	47.8	323.8	355.6	7.92	16	387.4	28.5	276.4	320	66	38.0
300	12	521	50.8	381.0	412.8	7.92	16	450.8	31.8	327.2	375	73	52.0
350	14	584	53.8	412.8	457.2	7.92	20	514.4	31.8	359.2	425	76	74.0
400	16	648	57.2	469.9	508.0	7.92	20	571.5	35.0	410.5	483	83	100.0
450	18	711	60.5	533.4	574.5	7.92	24	628.6	35.0	461.8	533	89	127.0
500	20	775	63.5	584.2	635.0	9.52	24	685.8	35.0	513.1	587	95	147.0
600	24	914	69.9	692.2	749.3	11.13	24	812.8	41.1	616.0	701	106	208.0

ASME B 16.5
Class 300 Flanges - NPS 1 / 2 to 24

Supply of Necessary equapment Oil , Gas , Petrochemical , industry , power pelant

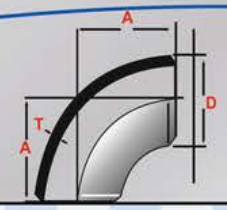

90 long radius elbows
ASME B 16.9 - 1993

Nominal Pipe size (NPS) Inches	Outside diameter at bevel D-mm	Centre to-end A-mm	STD	E.F. X.S.	X.E.F. X.X.S.	SCH 10	SCH 20	SCH 30	SCH 40	SCH 60	SCH 80
			W.T. mm / Weight kg								
1/2	21	38	2.77	3.73	7.47	••	••	2.41	2.77	••	3.73
			0.08	0.18	••	••	••	••	0.08	••	0.18
3/4	27	38	2.87	3.91	7.82	••	••	2.41	2.87	••	3.91
			0.08	0.20	••	••	••	••	0.08	••	0.20
1	33	38	3.38	4.55	9.09	••	••	2.90	3.38	••	4.55
			0.15	0.20	0.40	••	••	••	0.15	••	0.20
1 1/4	42	48	3.56	4.85	9.70	••	••	2.97	3.56	••	4.85
			0.25	0.35	0.61	••	••	••	0.25	••	0.35
1 1/2	48	57	3.68	5.08	10.16	••	••	3.18	3.68	••	5.08
			0.36	0.60	0.90	••	••	••	0.36	••	0.60
2	60	76	3.91	5.54	11.07	••	••	3.18	3.91	••	5.54
			0.65	0.94	1.80	••	••	••	0.65	••	0.94
2 1/2	73	95	5.16	7.01	14.02	••	••	4.78	5.16	••	7.01
			1.28	1.70	3.21	••	••	••	1.28	••	1.70
3	89	114	5.49	7.62	15.24	••	••	4.78	5.49	••	7.62
			2.03	2.75	5.20	••	••	••	2.03	••	2.75
3 1/2	102	133	5.75	8.08	••	••	••	4.78	5.74	••	8.08
			2.87	3.95	••	••	••	••	2.87	••	3.95
4	114	152	6.02	8.56	17.12	••	••	4.78	6.02	••	8.56
			3.90	5.40	10.30	••	••	••	3.90	••	5.40
5	141	190	6.55	9.52	19.05		••	••	6.55	••	9.52
			6.50	8.85	18.11	••	••	••	6.50	••	8.85
6	168	229	7.11	10.97	21.95	••	••	••	7.11	••	10.97
			10.20	15.35	30.00	••	••	••	10.20	••	15.35
8	219	305	8.18	12.70	22.23	••	6.35	7.03	8.18	10.31	12.70
			20.30	29.90	54.50	••	16.57	17.50	20.30	26.30	29.90
10	273	381	9.27	12.70	25.40	••	6.35	7.80	9.27	12.70	15.09
			37.00	48.60	97.00	••	25.79	31.30	37.00	48.60	57.11
12	324	457	9.52	12.70	25.40	••	6.35	8.38	10.31	14.27	17.48
			54.00	70.00	140.00	••	37.23	46.06	58.15	82.62	94.82
14	356	533	9.52	12.70	••	6.35	7.92	9.52	11.13	15.09	19.05
			68.00	94.35	••	57.47	59.93	68.00	79.96	111.26	132.16
16	406	610	9.52	12.70	••	6.35	7.92	9.52	12.70	16.66	21.44
			89.20	124.75	••	63.20	78.09	89.20	124.75	161.17	204.30

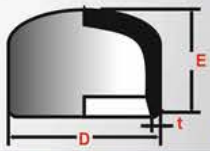

Caps
ASME B 16.9 - 1993

Nominal Pipe size (NPS) Pouces/inches	Outside diameter D-mm	Length E-mm	limiting W.T. For length E mm	length (*) E_1-mm	STD	SCH 30	SCH 40	SCH 60	SCH 80
					W.T. mm / Weight kg				
1/2	21	25	3.73	25	2.77	2.41	2.77	••	3.37
					0.03	••	0.03	••	0.05
3/4	27	25	3.91	25	2.87	2.41	2.87	••	3.91
					0.06	••	0.06	••	0.10
1	33	38	4.55	38	3.38	2.90	3.38	••	4.55
					0.10	••	0.10	••	0.13
1 1/4	42	38	4.85	38	3.56	2.97	3.56	••	4.85
					0.14	••	0.14	••	0.20
1 1/2	48	38	5.08	38	3.68	3.18	3.68	••	5.08
					0.20	••	0.20	••	0.23
2	60	38	5.54	44	3.91	3.18	3.91	••	5.54
					0.30	••	0.30	••	0.30
2 1/2	73	38	7.01	51	5.16	4.78	5.16	••	7.01
					0.50	••	0.50	••	0.50
3	89	51	7.62	64	5.49	4.78	5.49	••	7.62
					0.70	••	0.70	••	0.90
3 1/2	102	64	8.08	76	5.74	4.78	5.74	••	8.08
					1.40	••	1.40	••	1.70
4	114	64	8.56	76	6.02	4.78	6.02	••	8.56
					1.60	••	1.60	••	2.00
5	141	76	9.53	89	6.55	••	6.55	••	9.52
					2.30	••	2.30	••	3.00
6	168	89	10.97	102	7.11	••	7.11	••	10.97
					3.60	••	3.60	••	4.00
8	219	102	12.70	127	8.18	7.03	8.18	10.31	12.70
					5.50	5.00	5.50	7.00	8.40
10	273	127	12.70	152	9.27	7.80	9.27	12.70	15.09
					10.00	7.63	10.00	13.60	16.20
12	324	152	12.70	178	9.52	8.38	10.31	14.27	17.48
					15.00	13.00	19.00	22.00	26.90
14	356	165	12.70	191	9.52	9.52	11.13	15.09	19.05
					17.00	17.00	23.00	32.00	34.70

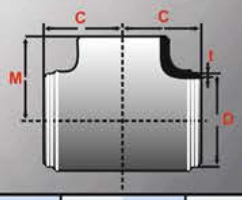

Straight tees
ASME B 16.9 - 1993

Nominal Pipe size (NPS) Inches	Outside diameter D-mm	Center-to-end C-mm	Center-to-end M -mm	STD	SCH 30	SCH 40	SCH 60	SCH 80
				W.T. mm / Weight kg				
1/2	21	25	25	2.77	2.41	2.77	••	3.73
				0.16	••	0.16	••	0.25
3/4	27	29	29	2.87	2.41	2.87	••	3.91
				0.20	••	0.20	••	0.27
1	33	38	38	3.38	2.90	3.38	••	4.55
				0.29	••	0.29	••	0.35
11/4	42	48	48	3.56	2.97	3.56	••	4.85
				0.53	••	0.53	••	0.65
1 1/2	48	57	57	3.68	3.18	3.68	••	5.08
				0.77	••	0.77	••	0.96
2	60	64	64	3.91	3.18	3.91	••	5.54
				1.88	••	1.88	••	1.90
2 1/2	73	76	76	5.16	4.78	5.16	••	7.01
				2.69	••	2.69	••	3.07
3	89	86	86	5.49	4.78	5.49	••	7.62
				3.82	••	3.82	••	4.50
3 1/2	102	95	95	5.74	4.78	5.74	••	8.08
				5.18	••	5.18	••	6.17
4	114	105	105	6.02	4.78	6.02	••	8.56
				6.00	••	6.00	••	8.44
5	141	124	124	6.55	••	6.55	••	9.52
				9.94	••	9.94	••	12.94
6	168	143	143	7.11	••	7.11	••	10.97
				16.48	••	16.48	••	19.30
8	219	178	178	8.18	7.03	8.18	10.31	12.70
				33.00	31.00	33.00	34.50	34.50
10	273	216	216	9.27	7.80	9.27	12.70	15.9
				49.35	36.77	49.35	58.57	68.00
12	324	254	254	9.52	8.38	10.31	14.27	17.48
				65.00	61.74	70.50	102.60	115.00
14	356	279	279	9.52	9.52	11.13	15.09	19.05
				93.00	93.00	114.41	141.20	165.00
-	406	305	305	9.52	9.52	12.70	16.66	21.44
				115.00	115.00	167.52	207.93	249.00

ASME B 16.9
90 Lonng Radius Elboes , Caps , Straight Tees

Supply of Necessary equapment Oil , Gas , Petrochemical , industry , power pelant

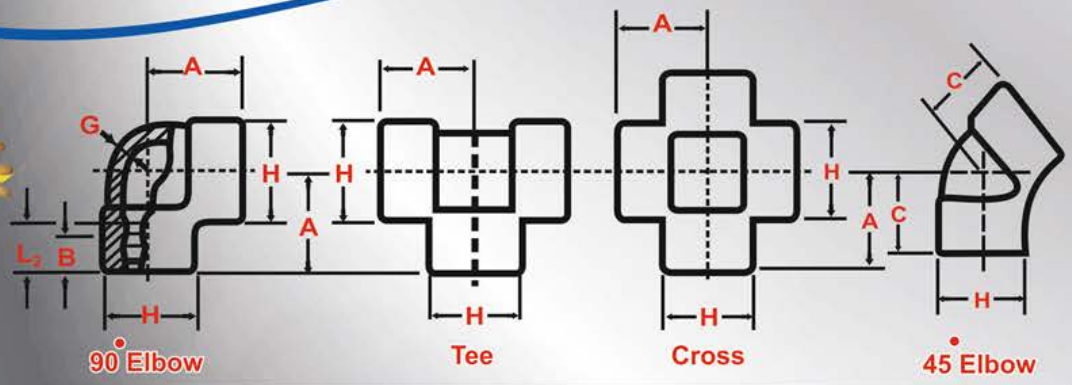

2000Ib, 3000Ib and 6000 Ib Threaded Fittings-ANSI B16 . 11/BS 3799

NPS	Centre to End A						Centre to End 45° C						OD of Band , min H					
	2000 Ib		3000 Ib		6000 Ib		2000 Ib		3000 Ib		6000 Ib		2000 Ib		3000 Ib		6000 Ib	
	in	mm	in	mm	in	mm	in	mm	in	mm	in	mm	in	mm	in	mm	in	mm
1/8	0.81	21	0.81	21	0.97	25	0.69	17	0.69	17	0.75	19	0.88	22	0.88	22	1.00	25
1/4	0.81	21	0.97	25	1.12	29	0.69	17	0.75	19	0.88	22	0.88	22	1.00	25	1.31	33
3/8	0.97	25	1.12	29	1.31	33	0.75	19	0.88	22	1.00	25	1.00	25	1.31	33	1.50	38
1/2	1.12	29	1.31	33	1.50	38	0.88	22	1.00	25	1.12	29	1.31	33	1.50	38	1.81	46
3/4	1.31	33	1.50	38	1.75	44	1.00	25	1.12	29	1.31	33	1.50	38	1.81	46	2.19	56
1	1.50	38	1.75	44	2.00	51	1.12	29	1.31	33	1.38	35	1.81	46	2.19	56	2.44	62
1 1/4	1.75	44	2.00	51	2.38	60	1.31	33	1.38	35	1.69	43	2.19	56	2.44	62	2.97	75
1	2.00	51	2.38	60	2.50	64	1.38	35	1.69	43	1.72	44	2.44	62	2.97	75	3.31	84
2	2.38	60	2.50	64	3.25	83	1.69	43	1.72	45	2.06	52	2.97	75	3.31	84	4.00	102
2 1/2	3.00	76	3.25	83	3.75	95	2.06	52	2.06	52	2.50	64	3.62	92	4.00	102	4.75	121
3	3.38	86	3.75	95	4.19	106	2.50	64	2.50	64	3.12	79	4.31	110	4.75	121	5.75	146
4	4.19	106	4.50	114	4.50	114	3.12	79	3.12	79	3.12	79	5.75	146	6.00	152	6.00	152

2000Ib, 3000Ib and 6000 Ib Threaded Fittings-ANSI B16 . 11/BS 3799

NPS	Wall Thickness , min G				Length of Thread , min.			
	3000 Ib		6000 Ib		B		L_2	
	in	mm	in	mm	in	mm	in	mm
1/8	0.125	3.0	0.250	6.5	0.25	6.5	0.2639	6.5
1/4	0.130	3.5	0.260	6.5	0.32	8.0	0.4018	10.0
3/8	0.138	3.5	0.275	7.0	0.36	9.0	0.4078	10.5
1/2	0.161	4.0	0.321	8.0	0.43	11.0	0.5337	13.5
3/4	0.170	4.5	0.336	8.5	0.50	12.5	0.5457	14.0
1	0.196	5.0	0.391	10.0	0.58	14.5	0.6828	17.5
1 1/4	0.208	5.5	0.417	10.5	0.67	17.0	0.7068	18.0
1	0.219	5.5	0.436	11.0	0.70	18.0	0.7235	18.5
2	0.281	7.0	0.476	12.0	0.75	19.0	0.7565	19.0
2 1/2	0.301	7.5	0.602	15.5	0.93	23.5	1.138	29.0
3	0.348	9.0	0.655	16.5	1.02	26.0	1.200	30.5
4	0.440	11.0	0.735	18.5	1.09	27.5	1.300	33.0

Pipes

Nominal Pipe Size	OD		Schedule 10		Schedule 20		Schedule 30		Schedule 40		Standard(STD)		Schedule 60		Extra Strong(xs)		Schedule 80	
	in	mm	mm	kg/m	mm	kg/m	mm	kg/m	mm	kg/m	mm	kg/m	mm	kg/m	mm	kg/m	mm	kg/m
1/8	0.405	10.3	-	-	-	-	1.45	0.32	1.73	0.37	1.73	0.37	-	-	2.41	0.47	2.41	0.47
1/4	0.540	13.7	-	-	-	-	1.85	0.54	2.24	0.63	2.24	0.63	-	-	3.02	0.80	3.02	0.80
3/8	0.675	17.1	-	-	-	-	1.85	0.70	2.31	0.84	2.31	0.84	-	-	3.20	1.10	3.20	1.10
½	0.840	21.3	-	-	-	-	2.41	1.12	2.77	1.27	2.77	1.27	-	-	3.73	1.62	3.73	1.62
3/4	1.050	26.7	-	-	-	-	2.41	1.44	2.87	1.69	2.87	1.69	-	-	3.91	2.20	3.91	2.20
1	1.315	33.4	-	-	-	-	2.90	2.18	3.38	2.50	3.38	2.50	-	-	4.55	3.24	4.55	3.24
1 1/4	1.660	42.2	-	-	-	-	2.97	2.87	3.56	3.39	3.56	3.39	-	-	4.85	4.47	4.85	4.47
1 ½	1.900	48.3	-	-	-	-	3.18	3.53	3.68	4.05	3.68	4.05	-	-	5.08	5.41	5.08	5.41
2	2.375	60.3	-	-	-	-	3.18	4.48	3.91	5.44	3.91	5.44	-	-	5.54	7.48	5.54	7.48
2½	2.875	73.0	-	-	-	-	4.78	8.04	5.16	8.63	5.16	8.63	-	-	7.01	11.41	7.01	11.41
3	3.500	88.9	-	-	-	-	4.78	9.92	5.49	11.29	5.49	11.29	-	-	7.62	15.27	7.62	15.27
3 ½	4.000	101.6	-	-	-	-	4.78	11.41	5.74	13.57	5.74	13.57	-	-	8.08	18.63	8.08	18.63
4	4.500	114.3	-	-	-	-	4.78	12.91	6.02	16.07	6.02	16.07	-	-	8.56	22.32	8.56	22.32
5	5.563	141.3	-	-	-	-	-	-	6.55	21.77	6.55	21.77	-	-	9.53	30.97	9.53	30.97
6	6.625	168.3	-	-	-	-	-	-	7.11	28.26	7.11	28.26	-	-	10.97	42.56	10.97	42.56
8	8.625	219.1	-	-	6.35	33.31	7.04	36.81	8.18	42.55	8.18	42.55	10.31	53.08	12.70	64.64	12.70	64.64
10	10.750	273.0	-	-	6.35	41.77	7.80	51.03	9.27	60.31	9.27	60.31	12.70	81.55	12.70	81.55	15.09	96.01
12	12.750	323.8	–	–	6.35	49.73	8.38	65.20	10.31	79.73	9.53	73.88	14.27	108.96	12.70	97.46	17.48	132.08
14	14.000	355.6	6.35	54.69	7.92	67.90	9.53	81.33	11.13	94.55	9.53	81.33	15.09	126.71	12.70	107.39	19.05	158.10
16	16.000	406.4	6.35	62.64	7.92	77.83	9.53	93.27	12.70	123.30	9.53	93.27	16.66	160.12	12.70	123.30	21.44	203.53
18	18.000	457	6.35	70.57	7.92	87.71	11.13	122.38	14.27	155.80	9.53	105.16	19.05	205.74	12.70	139.15	23.83	254.55
20	20.000	508	6.35	78.55	9.35	117.15	12.70	155.12	15.09	183.42	9.53	117.15	20.62	247.83	12.70	155.12	26.19	311.17
22	22.000	559	6.35	86.54	9.35	129.13	12.70	171.09	-	-	9.53	129.13	22.23	294.25	12.70	171.09	28.58	373.83
24	24.000	610	6.35	94.53	9.35	141.12	14.27	209.64	17.48	255.41	9.53	141.12	24.61	355.26	12.70	187.06	30.96	442.08
26	26.000	660	7.92	127.36	12.70	202.72	-	-	-	-	9.53	152.87	-	-	12.70	202.72	-	-
28	28.000	711	7.92	137.32	12.70	218.69	15.88	271.21	-	-	9.53	164.85	-	-	12.70	218.69	-	-
30	30.000	762	7.92	147.28	12.70	234.67	15.88	292.18	-	-	9.53	176.84	-	-	12.70	234.67	-	-
32	32.000	813	7.92	157.24	12.70	250.64	15.88	312.15	17.48	342.91	9.53	188.82	-	-	12.70	250.64	-	-
34	34.000	864	7.92	167.20	12.70	266.61	15.88	332.12	17.48	364.90	9.53	200.31	-	-	12.70	266.61	-	-
36	36.000	914	7.92	176.96	12.70	282.27	15.88	351.70	19.05	420.42	9.53	212.56	-	-	12.70	282.27	-	-
38	38.000	965	-	-	-	-	-	-	-	-	9.53	224.54	-	-	12.70	298.24	-	-
40	40.000	1016	-	-	-	-	-	-	-	-	9.53	236.53	-	-	12.70	314.22	-	-
42	42.000	1067	-	-	-	-	-	-	-	-	9.53	248.52	-	-	12.70	330.19	-	-
44	44.000	1118	-	-	-	-	-	-	-	-	9.53	260.50	-	-	12.70	346.16	-	-
46	46.000	1168	-	-	-	-	-	-	-	-	9.53	272.25	-	-	12.70	351.82	-	-
48	48.000	1219	-	-	-	-	-	-	-	-	9.53	284.24	-	-	12.70	377.79	-	-

L 6 Meters / kg	No	Round 6 Meters / kg			No
3.60	20*20*2				
5.00	20*20*3	0.594	0.756	0.654	4
4.50	25*25*2	0.924	1.176	1.020	5
7.00	25*25*3	1.332	1.698	1.470	6
9.00	30*30*3	1.812	2.310	1.998	7
10.8	30*30*4	2.370	3.012	2.610	8
12.5	35*35*3	2.994	3.816	3.306	9
12.6	35*35*4	3.702	4.710	4.080	10
11.0	40*40*3	5.328	6.780	5.874	12
14.0	40*40*4	7.050	9.234	7.992	14
18.0	40*40*5	8.322	10.596	9.180	15
25.5	50*50*5	9.468	12.060	10.440	16
30.0	55*55*6	11.988	15.258	13.218	18
32.5	60*60*6	14.796	18.840	16.314	20
38.0	60*60*7	17.904	22.794	19.740	22
38.0	70*70*6	21.306	27.132	23.496	24
44.0	70*70*7	23.118	29.436	25.494	25
50.5	70*70*8	25.008	31.842	27.576	26
50.5	80*80*7	28.944	36.924	31.980	28
57.5	80*80*8	33.294	42.390	36.708	30
64.8	90*90*8	37.878	48.228	41.766	32
73.0	90*90*9	45.318	57.696	49.968	35
90.0	100*100*10	53.418	68.010	58.902	38
108	120*120*10	59.190	75.360	65.262	40
125	120*120*12	74.910	95.376	82.602	45
176	140*140*14	92.478	117.750	101.976	50
202	150*150*15	111.900	142.476	123.390	55
291	180*180*18	133.170	169.560	146.844	60
360	200*200*20	156.294	198.996	172.338	65
18.0	50*30*5	180.486	230.790	199.872	70
20.5	50*40*5	208.080	264.936	229.440	75
24.5	60*30*6	236.748	301.440	261.054	80
27.0	60*40*6	267.270	340.296	294.708	85
29.7	60*50*6	299.634	381.510	330.396	90
39.6	80*30*8	369.924	471.000	407.898	100
43.5	80*40*8	532.686	678.240	587.370	120
47.0	80*50*8	625.170	795.990	689.886	130
50.5	80*60*8	725.046	923.160	799.482	140
63.0	100*40*10	832.326	1059.750	917.772	150
67.5	100*50*10	946.998	1205.760	1044.216	160
72.0	100*60*10	1069.074	1361.190	1178.826	170
81.0	100*80*10	1198.542	1526.040	1321.590	180
76.5	120*5010	1335.420	1700.310	1472.508	190
92.5	120*50*12	1479.684	1884.000	1631.592	200
97.0	120*60*12	1790.418	2279.640	1974.228	220
138	140*80*14	2312.016	2943.750	2549.364	250
132	140*70*14	2500.674	3183.960	2757.390	260
151	140*100*14	2696.730	3433.590	2973.576	270
155	150*80*15	2900.190	3692.640	3197.916	280
117	160*100*10	3111.048	3961.110	3430.422	290
187	160*100*16	3329.298	4239.000	3671.082	300
151	160*120*12	3788.004	4823.040	4176.876	320
201	160*120*16	4531.548	5769.750	4996.746	350
162	180*120*12	5341.674	6801.240	5890.044	380
243	180*120*18	5918.754	7536.000	6526.362	400
-	200*100*15	7490.922	9537.750	8259.930	450
-	200*100*20	9248.058	11775.00	10197.44	500

IPB / IPE

12 Meters / kg		12 Meters / kg		NO
Heavy	Light	Heavy	Light	
-	-	71	-	8
244	200	89	-	10
322	234	135	-	12
390	299	175	155	14
500	365	215	192	16
590	426	265	225	18
720	508	315	275	20
828	606	375	325	22
960	724	434	355	24
1075	818	500	375	26
1210	917	575	420	28
1370	1060	650	510	30
1551	1171	745	685	32
1603	1260	817	-	34
1754	1342	913	720	36
-	-	1010	-	38
1869	-	1109	800	40

UNP

6 Meters / kg		NO
Heavy	Light	
67	54	5
85	73	6.5
104	84	8
128	100	10
160	140	12
195	155	14
225	170	16
265	225	18
305	-	20
353	-	22
405	-	24
455	-	26
502	-	28
555	420	30
-	-	40
-	-	50
-	-	60
-	-	70
-	-	80
-	-	100

PLATE

kg				mm
6m X 1.5m	6m X 1.20m	2.5m X 1.25m	2m X 1m	
35.325				
42.390	33.912	14.718	9.6	0.60
49.455	39.564	17.171	11.2	0.70
52.987	42.390	18.398	12	0.75
56.520	45.216	19.625	12.8	0.80
63.585	50.868	22.078	14.4	0.90
70.650	56.520	24.531	16	1
88.312	70.650	30.6	20	1.25
105.975	84.780	36.7	24	1.5
141.300	113.040	49	32	2
176.625	141.300	61.328	40	2.5
212	169.560	73.6	48	3
283	226.08	98	64	4
353	282.60	122.6	80	5
424	339.64	147	96	6
495	395.64	171.5	112	7
565	452.16	196.5	128	8
706	565.200	245.5	160	10
848	678.24	294	188	12
989	791.28	343	220	14
1060	847.80	368	235	15
1130	904.32	392.5	251/2	16
1413	1130	490.625	314	20
1766	1413	613.281	392.5	25
2120	1695	736	471	30
2473	1978	859	550	35
2826	2261	981	628	40
3532	2826	1227	785	50
3885	3109	1349	863	55
4240	3391	1472	942	60
4945	3956	1717	1099	70
5652	4522	1962	1256	80
6358	5087	2208	1413	90
7065	5652	2453	1570	100
8478	6782	2944	1884	120
10597	8478	3680	2355	150
11304	9043	3925	2512	160
12010	9608	4170	2669	170
12717	10174	4416	2826	180
13423	10739	4660	2983	190
14130	11304	4906	3140	200

BOX

6 Meters k/g				
4mm	3mm	2.5mm	2mm	mm
			3	10*10
			3/40	12*12
			4.9	16*16
			6	19*19
		7.7	6.4	20*20
	11.7	10.0	8.3	25*25
	14.5	12.4	10.2	30*30
	17.3	14.8	12.1	35*35
25.8	20.1	17.1	13.9	40*40
29.6	23.0	19.5	15.8	45*45
33.3	25.8	21.8	17.7	50*50
37.1	28.6	24.2	19.6	55*55
40.9	31.4	26.5	21.5	60*60
48.4	37.1	31.2	25.2	70*70
56.0	42.7	36.0	29.0	80*80
63.5	48.4	40.7	32.8	90*90
71.0	54.1	45.4	36.6	100*100
78.5	59.7	50.1	40.3	110*110
86.1	65.4	54.8	44.1	120*120
101.1	76.7	64.2	51.6	140*140
118.1	88.5	73.8	59.0	160*160
135.6	99.6	83.3	66.4	180*180
142.8	107			200*200
159	119			220*220
189	142			250*250

BOX

6 Meters k/g				
4mm	3mm	2.5mm	2mm	
			4/5	20*10
			5/5	25*10
		7/7	6/4	30*10
		10/0	8/3	30*20
		10/0	8/3	35*15
		10/0	8/3	40*10
	14/5	12/4	10/2	40*20
	15/9	13/6	11/1	40*25
	17/3	14/8	12/1	40*30
	14/5	12/4	10/2	50*10
	15/9	13/6	11/1	50*15
	17/3	14/8	12/1	50*20
	18/7	15/9	13/0	50*25
25/8	20/1	17/1	13/9	50*30
29/6	23/0	19/5	15/8	50*40
25/8	20/1	17/1	13/9	60*20
27/7	21/6	18/3	14/9	60*25
29/6	23/0	19/5	15/8	60*30
33/3	25/8	21/8	17/7	60*40
37/1	28/6	24/2	19/6	60*50
29/6	23/0	19/5	15/8	70*20
33/3	25/8	21/8	17/7	70*30
37/1	28/6	24/2	19/6	70*40
40/9	31/4	26/5	21/5	7050
40/9	31/4	26/4	21/5	80*40
48/4	37/1	31/2	25/2	80*60
37/1	28/6	24/2	19/6	90*20
40/9	31/4	26/5	21/5	90*30
48/4	37/1	31/3	25/2	90*50
48/4	37/1	31/2	25/2	100*40
55/9	42/7	36/0	29/0	100*60
63/5	48/4	40/7	32/8	100*80
55/9	42/7	36/0	29/0	120*40
63/5	48/4	40/7	32/8	120*60
71/0	54/0	45/4	36/6	120*80
71/0	54/0	45/4	36/6	140*60
78/5	59/7	50/1	40/3	140*80
71/0	54/0	54/4	36/6	150*50

AHAN TEHRAN

آدرس : تهران – بازار آهن غرب تهران (شادآباد (– بهاران ۲ بلوک ۲۳ – پلاک ۳۶۷

تلفن: ۶۶۳۱۶۰۸۹
۶۶۳۱۶۰۹۱
دورنگار : ۶۶۳۱۶۱۶۲

Web: www.Ahantehran.com
Email: info@ahantehran.com